


# RIDGECLAMP





C43 Combination Socket



C45 Single Swivel Combination



C46 Base Swivel Combination



C47 Double Swivel Combination



C48 90° Corner Swivel Combination



C50 Slope Elbow 0° to 11°



C51 Short Slope Elbow 0° to 11°



C52 Long Slope Tee 0° to 11°



C53 Slope Base 0° to 11°



C54 Slope 2 Socket Cross 0° to 11°



C55 27½° Ridge Fitting



C56 27½° Eaves Fitting



C60 Spare Screws



C61 Allen Keys



C62R Ratchet Keys



C65P Plastic End Cap



C65G Metal End Cap



C66 Single Mesh Clip



C67 Double Mesh Clip



C68 Weather Cowl



C69 Square Plastic End Cap



C70 Crimp Straight




C71 Crimp Elbow



## The DDA Range

Designed to satisfy the requirements of Part 'M' of the Building Regulations 2004



DDA1 - Elbow




DDA2 - End Plate



DDA3 - Post Connector



DDA4 - Post End Connector



DDAS - Variable Elbow



DDA6 - Wall Plate



Belfast: +44 (0) 28 90454599 • Ashbourne: +353 (01) 802 7173  
E: [info@ridgeway-online.com](mailto:info@ridgeway-online.com) • Web: [www.ridgeway-online.com](http://www.ridgeway-online.com)